

Happy Hearts






2

Jenny Dooley - Virginia Evans



Express Publishing



Happy Hearts 2



Together with the characters the children explore the themes of:

- ♥ rooms
- ♥ numbers 1-10
- ♥ daily activities
- ♥ senses
- ♥ weather
- ♥ clothes

2 Picnic!



Unit 2 - Picnic!

Lesson 1

- Hello, everyone. (Track 02)
- Play *What's in my basket?*
- Listen to the *Up in a tree!* song. (Track 15)
- Play *Fruit salad*.

Worksheet 1 page 17

- Draw and colour the apples, oranges, cherries and pears.
 - Listen to the *Up in a tree!* song and point to the apples, oranges, cherries and pears. (Track 15)
-
- Bye-bye, everyone. (Track 06)

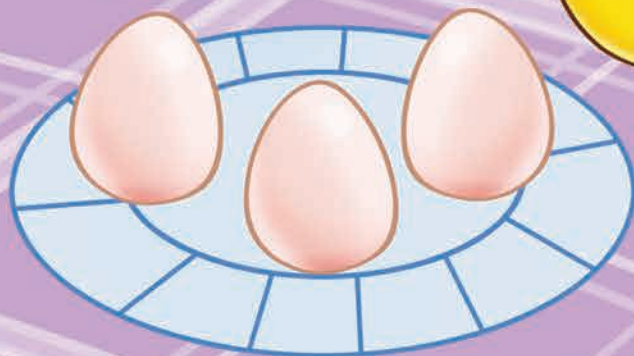


Lesson 2

- Remove the *Benny* press out.
- Sing the *Up in a tree!* song. (Track 15)

Up in a tree! (Track 15)
(Tune: Oranges and lemons)

Apples and oranges,
Up in a tree.
Some are for you
And some are for me.

Cherries and pears,
Up in a tree.
Some are for you
And some are for me!



1 2 3 4 5



1 2 3 4 5



1 2 3 4 5



1 2 3 4 5

Unit 2 - Picnic!

Lesson 3

- Hello, everyone. (Track 02)
- Play *What's in my basket?*
- Listen to the *Sandwiches* song. (Track 17)
- Play *What's next?*

Worksheet 2 page 19

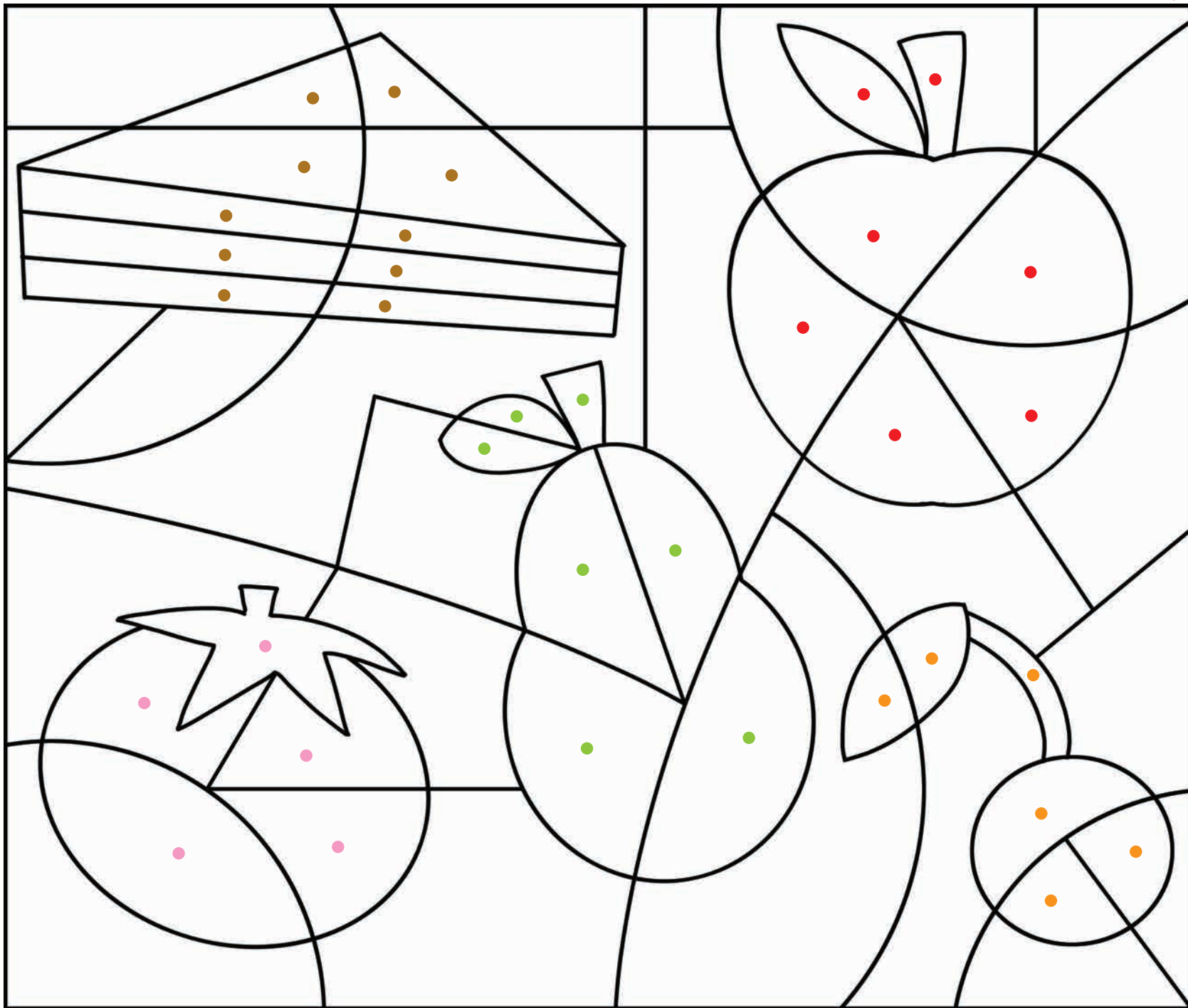
- Count the sandwiches, eggs, tomatoes and apples and circle the number.
 - Listen to the *Sandwiches* song and point to the sandwiches, eggs, tomatoes and apples. (Track 17)
-
- Bye-bye, everyone. (Track 06)

Sandwiches (Track 17)

Sandwiches are yummy,
Sandwiches are great!
Let's put our sandwiches
On a paper plate!

Tomatoes are yummy,
Tomatoes are great!
Let's put our tomatoes
On a paper plate!

Eggs are yummy,
Eggs are great!
Let's put our eggs
On a paper plate!



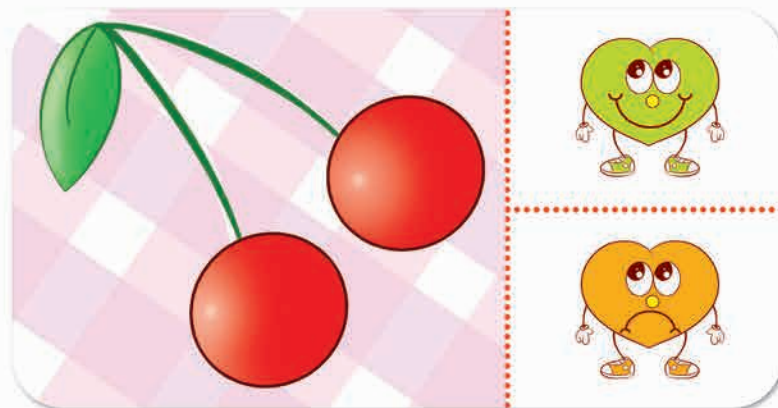
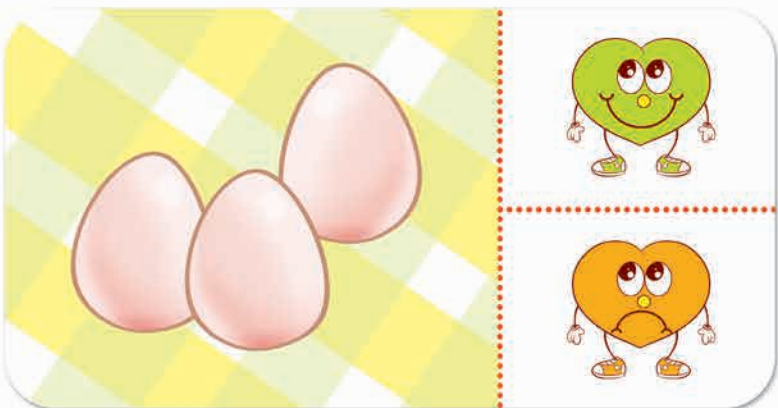

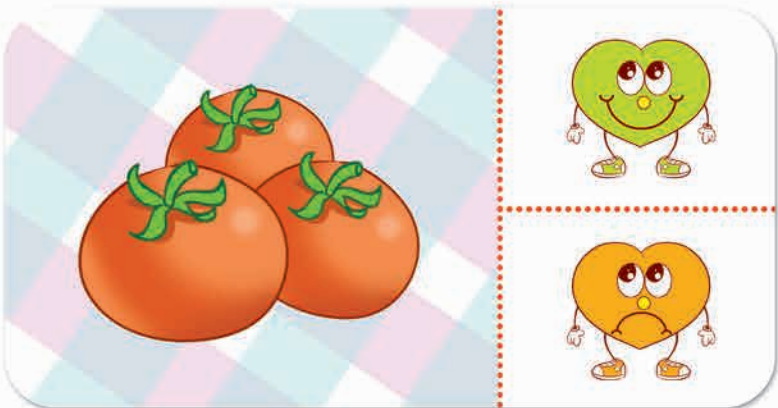


Unit 2 - Picnic!

Lesson 4

- Hello, everyone. (Track 02)
- Play *What's in my basket?*
- Listen to the *Sandwiches* song. (Track 17)
- Play *Stack the plates*.

Worksheet 3 page 21

- Colour and find the sandwich, tomato, apple, pear and cherry.
- Bye-bye, everyone. (Track 06)



Unit 2 - Picnic!

Lesson 5

- Hello, everyone. (Track 02)
- Play *What's in my basket?*
- Listen to the *Let's have a picnic!* song. (Track 19)
- Play *Pelmanism*.

Worksheet 4 page 23

- Say the food you like. Circle the yum or yuck heart.
- Bye-bye, everyone. (Track 06)

Lesson 6 – Toy Box

- Design your own plate.

Let's have a picnic! (Track 19)
(Tune: He's got the whole world
in his hands)

Let's have a picnic,
Yummy, yum!
Let's have a picnic
In the sun!
Let's have a picnic,
Yummy, yum!
Let's have a picnic
In the sun!

Yes, I like sandwiches,
Yummy, yum!
Yes, I like sandwiches,
Yummy, yum!
Yes, I like sandwiches,
Yummy, yum!
Let's have a picnic
In the sun!







Unit 2 - Picnic!

Lesson 7

- Hello, everyone. (Track 02)
- Listen to the *Picnics are fun!* story. (Track 21)

Worksheets 5, 6 pages 25-27

- Find the stickers.
 - Colour the plates.
-
- Bye-bye, everyone. (Track 06)

Lesson 8

- Let's look at the story again. (Track 21)
- Play *What's this?*

Picnics are fun! (Track 21)

Story Card 1

It's a lovely day today.
Molly, Billy, Benny and
Kenny are having a picnic.
"Mmmm," says Benny.
"What's this?"

Story Card 2

"It's a pear, Benny," says
Billy.
"Can't you see?"
"Not very well," says Benny.
And he eats the paper plate!

Story Card 3

"Mmmm," says Benny.
"What's this?"
"It's a sandwich, Benny,"
says Kenny.
"Can't you see?"
"Not very well," says Benny.
And he eats the paper plate!

Story Card 4

"STOP EATING THE
PLATES!" says Molly.
"Can't you see?"
"Not very well," says Benny.

Story Card 5

"Now I can see all the food!
Yummy! Picnics are fun!"